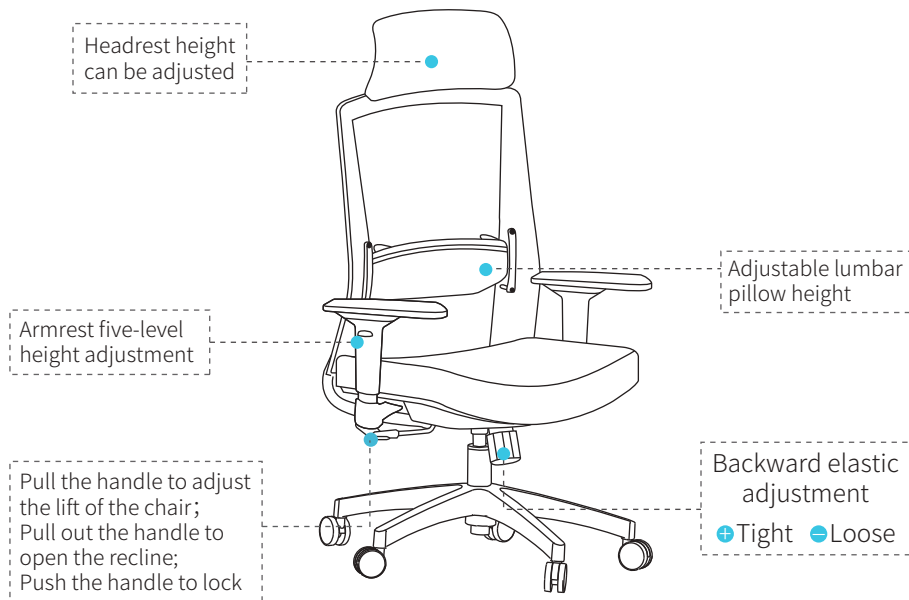


DEKTOSE



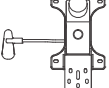













M86C

PRODUCT INSTALLATION GUIDE



Product size: 68*70*111.5(117.5)CM

Accessories list (subject to actual size, each type of screw has extra for spare)

 Castor*5	 Base*1	 Mechanism*1	 Armrest*2
 Seat cushion*1	 Backrest*1	 Gas lift*1	 Small gasket*4+1
 Headrest*1	 Large gasket*3+1	 Decorative cover*1	 Spring cushion*3+1
 Mechanism/Armrest screw (M6*35)*10+1	 Hexagonal wrench*1	 Headrest screw (M6*20)*2+1	 Chair back screw (M8*40)*3+1

Note: Before installing the chair, please sort the screws and measure the length of the screws for installation.

Installation diagram (subject to actual size)

